



Personally Driver Fitted

## *“Classic”* 3500 SERIES

HAND CONTROL  
OWNER/OPERATOR MANUAL



Mobility Products & Design products are sold, installed and serviced by:



## Thank You

We are pleased that you have chosen Mobility Products & Design hand driving equipment. Mobility Products & Design products have been thoroughly tested to meet the most stringent standards of safety and durability.

Along with safety, all products are designed to comfortably fit your hand whether it's held from the top, side, or front (this also eliminates wrist fatigue). Optional horn and dimmer switches are within easy reach.

Mobility Products & Design recommends that the handicapped (disabled) driver complete a training course with a certified handicapped driver instructor before operating a vehicle modified with hand driving equipment.

### **FOR ASSISTANCE OR PARTS**

**Call: (800) 488-7688**

**Fax: (888) 485-2499**

**E-Mail: [sales@mobilityproductsdesign.com](mailto:sales@mobilityproductsdesign.com)**

**Website: [www.mobilityproductsdesign.com](http://www.mobilityproductsdesign.com)**

# TWO YEAR LIMITED WARRANTY

**All Mobility Products & Design hand controls have a Two-Year Warranty. This applies only to vehicles with power brakes, power steering, and automatic transmission. Warranty extends to original purchaser only and is not assignable or transferable. All parts are warranted against manufacturing defects for two years from original date of installation. All warning messages on labels and instructions must be strictly adhered to, and regular maintenance procedures must be followed.**

Warranty will not apply to any Mobility Products & Design product which has been subjected to misuse, abuse, negligence, accidents, car collision damage or natural disasters. Warranty will not apply if product is used or submitted in contests, testing programs, or rental vehicles. This warranty is in lieu of all other warranties expressed or implied. Complete warranty information can be found in the back of this manual.






**For future reference, please copy the following information from the Warranty Registration Card.**

**MODEL #** \_\_\_\_\_

**SERIAL #** \_\_\_\_\_

## WARNING FOR MODIFIED OR CUSTOMIZED VEHICLES

The use of hand controls or other Mobility Products & Design driving aids on modified vehicles is not authorized. Modified means changes not authorized or made by the vehicle's manufacturer; which include the following.

-  Oversized, undersized or untreaded tires
-  Modified suspension systems
-  Additional or modified carburetor or linkages
-  Small steering wheels not supplied by the vehicle's manufacturer
-  Changes that tend to make the vehicle difficult or dangerous to drive. **VEHICLES MUST MEET ALL MOTOR VEHICLE SAFETY STANDARDS.**

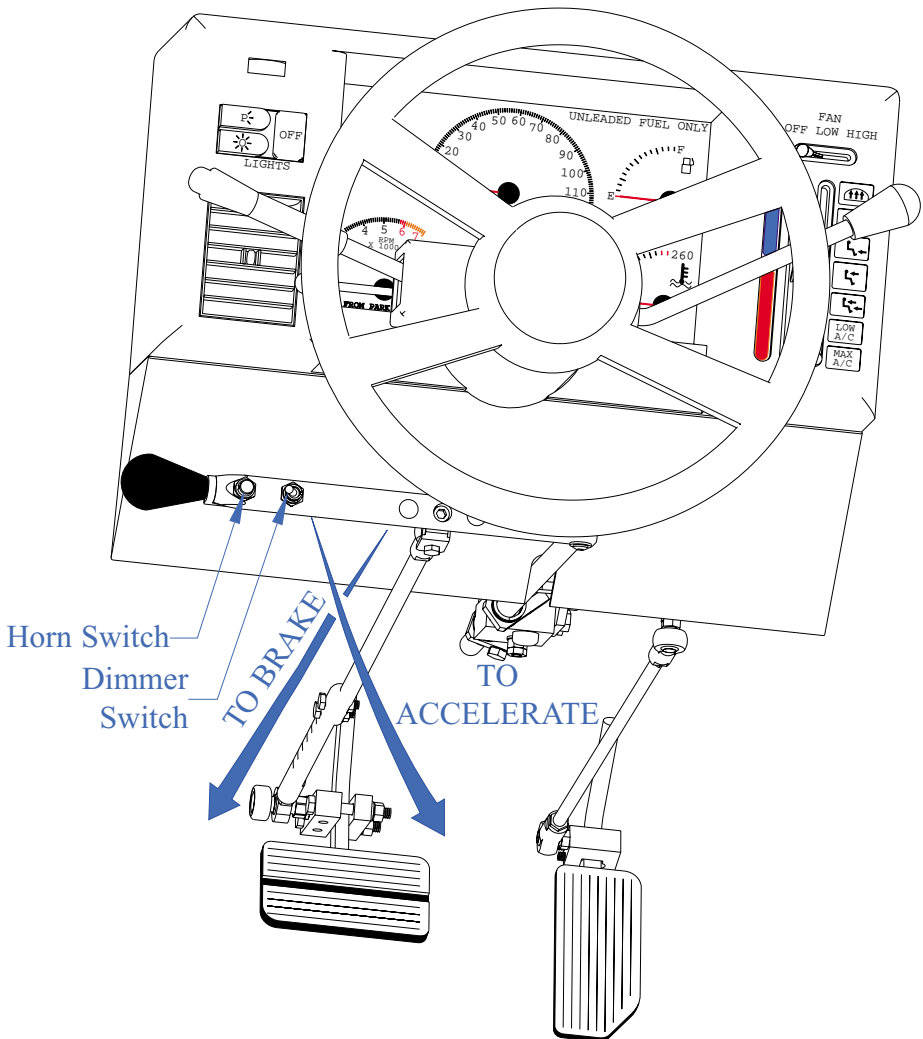
The physically challenged driver needs high standard equipment for safe driving. Modified or customized vehicles not authorized by the vehicle's manufacturer or Mobility Products & Design, tend to defeat this purpose and puts the driver in danger as well as the installer of driving aids on such vehicles.

## WARNING FOR DRIVING FROM WHEELCHAIR

Mobility Products & Design is not liable for any damages incurred while operator is driving from a wheelchair that is not secured by a state or Veterans Administration approved tie down.

# Easy To Use

Your new hand controls are simple to operate. **PUSH FORWARD TO BRAKE, PULL DOWN TO ACCELERATE.** For special situations, like starting on a steep hill, you can apply both the brake and the gas at the same time. A non-handicapped driver can use your vehicle without adjusting or disconnecting your hand controls.





**Always wear a seat belt and shoulder harness  
for safety and stability.**

## CAUTION!

**Before each use** we recommend the operator perform the following test.

### **While vehicle is still in park and motor is running:**

Always check brake operation by firmly pushing handle toward floor to assure positive braking.

Apply emergency brake & check accelerator function by rotating handle downward to assure positive acceleration.

## REMEMBER:

It is safer to detect any malfunctions **before** vehicle is put in gear.



# OBLIGATIONS

As the owner and user of Mobility Products & Design Hand Driving Equipment, it is your obligation to follow through with preventative maintenance for such equipment and your vehicle. The instructions stated below will assure you of safety and mobility.

## MAINTENANCE INSTRUCTIONS FOR CUSTOMER (MODEL 3500 HAND CONTROL)

After one week, your dealer should make a complete inspection of your hand control.

Every six (6) months thereafter, your dealer should:

- Check all fasteners for proper torque as shown in dealer installation instructions.

- Apply light machine oil to handle pivot as shown.

- Apply light machine oil to main block and main shaft.

- Apply a small amount of grease to cam.

- Check all electrical connections.

**NOTE:** Use oiler kit supplied with your hand control or light machine oil such as 3 in 1 oil. The use of WD40 is not recommended.

## SEE NEXT PAGE FOR MAINTENANCE/SERVICE LOG

**Mobility Products & Design** obligation is voided if maintenance is not regularly performed by a Mobility Products & Design authorized dealer. Dealer service is available in many locations. In case of relocation, call (800) 488-7688 for the dealer nearest you.





# For Your Safe Defensive Driving,

## The Following Reminders Are Offered...

### **Keep current on your state's driving requirements and laws.**

Obtain the latest Driver's Manual at the licensing examiners bureau.

Take a defensive driving course to learn the proper driving techniques and the environmental differences between urban, rural, expressway, mountain, and day or night time driving.

### **A defensive driver never abuses the vehicle or adaptive**

**equipment.** Abuse can occur through lack of proper preventative maintenance as well as during the driving task.

### **Alcohol does not contribute to defensive driving.**

### **Always wear a seat belt and shoulder harness for safety and**

**stability.** They will help hold you in position that contributes to alertness with less fatigue. For added stability, cross legs close to the seat. This prevents possible accidental hitting or obstructing of foot pedals in case of involuntary spasms, etc.

**Slow down when approaching intersections.** Be prepared to brake, giving yourself an extra split second of reaction time. Don't tailgate through intersections, the car ahead may stop to quickly.

**Signal well in advance of turns.** Coordinate hand movements between hand control handle and turn signal lever. Operate turn signal when hand control handle is closest to the steering wheel.

**NOTE:** Turn signal lever is almost impossible to reach when braking with hand controls.

**Slow down before entering a curve.** On right hand curves, keep to right edge of pavement; centrifugal force will tend to pull car to the left. On left hand curves, keep in center of lane.

If you have a slow reaction time, drive at slower speeds, and increase your following distances. **Never Tailgate anyone.**

**Drive slower at night.** Stopping distances shouldn't exceed the distance that the headlight beams extend.

**Have your vehicle's brakes and tires routinely checked and replaced when necessary.**

**Be extra cautious and adjust to changing weather and hazardous driving conditions.** Decrease speed, increase following distance, steer steady and brake easy.

**Learn to pace yourself according to your energy level.** Don't try to travel more miles than you can comfortably drive and still remain alert. Know your limitations and act accordingly.

When using hand controls, plan ahead and park so you won't have to back up, if possible. **Don't park on a hill** as it is too difficult to enter from or exit to a wheelchair on an incline.

**Keep head and tail light lenses clean.** Listen to weather reports and road conditions on the radio. **Be alert** to pedestrian safety.

**NOTE: Pay close attention to YOUR DRIVING TECHNIQUE  
...TRAFFIC SAFETY BEGINS WITH YOU!**

## What To Do...

**If accelerator sticks,** shift to neutral and brake to a stop. Turn ignition off. Have accelerator linkages examined and adjusted.

**If a tire blows,** don't slam on the brakes. Hold steering wheel tight, steer straight ahead. Gradually slow to a stop just off the highway.

**If right wheels run off pavement edge,** don't use brakes. Don't try to pull sharply back onto the pavement. Steer straight ahead, straddling pavement until car is almost stopped. **Then** turn sharply, guiding car back onto the pavement.

Observe the "Standard Accident Prevention Formula"--**SEE THE HAZARD** (foresight, alertness), **UNDERSTAND THE DEFENSE** (knowledge), **ACT IN TIME** (skill, judgement).

# Mobility Products & Design Warranty Policy

Mobility Products & Design products are warranted to be free from defects in material and workmanship for a period of two (2) years from the date of the original customer's purchase. All warning messages on labels must be adhered to strictly, and regular maintenance procedures must be followed.

This Warranty is effective only if the products or parts of the product have been installed in accordance with Mobility Products & Design's written recommendations and with established installation practices and by an authorized dealer of Mobility Products & Design. Mobility Products & Design does not assume liability for defective products not manufactured or supplied by it, even though some products are used in conjunction with Mobility Products & Design products. Any and all claims for Warranty adjustments must be originated within the twenty-four (24) month Warranty period and must be submitted by an authorized Mobility Products & Design dealer in accordance with established Mobility Products & Design Warranty Claim procedures. The properly completed Warranty Registration must be on file at the office of Mobility Products & Design, for any Warranty claim to be considered. The Warranty period begins upon installation of the product or the date the product is placed in service.

If, within such a Warranty period, any part of the product shall be proved to Mobility Products & Design's satisfaction to be defective, such part shall be repaired or replaced at Mobility Products & Design's option. Mobility Products & Design's sole obligation and the customer's exclusive remedy, hereunder, shall be limited to such part repair or replacement.

Service under this Warranty is available from the authorized Mobility Products & Design dealer who installed the equipment. If such dealer is not available, you may call (800) 488-7688 for the name of another servicing dealer or visit our website [www.mobilityproductsdesign.com](http://www.mobilityproductsdesign.com) and click on Dealer Locator..

**NO RETURNS WILL BE ACCEPTED WITHOUT FIRST OBTAINING A SHIPPING AUTHORIZATION AND WARRANTY AUTHORIZATION RETURN NUMBER FROM MOBILITY PRODUCTS & DESIGN SHIPMENTS SENT IN FREIGHT COLLECT OR C.O.D. WILL BE REFUSED, UNLESS PREVIOUSLY AUTHORIZED.**

Mobility Products & Design, reserves the right to inspect any product or part which is subject of a Warranty claim in order to make final determination of the validity of such claim. Damage due to misuse, improper maintenance, improper installation, or damage from mishap or collision, is not covered.

In any event, Mobility Products & Design's liability extends only to the repair or replacement of such components as are necessary to restore the product to normal operating condition. All other claims or liabilities are expressly denied.

This Warranty states the entire liability of Mobility Products & Design with respect to the products it manufactures. It is exclusive; and in lieu of all warranties expressed or implied, including but not limited to implied warranties of merchantability and fitness for particular use unless applicable by law, and then shall not extend beyond the minimum law or the duration of the express Warranty whichever is less. Under no circumstances will Mobility Products & Design be responsible for incidental or consequential damage arising out of the use of any of its products or any breach of this warranty, and any such damages are specifically excluded from this Warranty.

Some states do not allow limitations on how long implied warranties last, so the above limitation with respect to implied warranties may not apply. Some states do not allow the exclusion or limitation of incidental, or consequential damages, so the above limitation or exclusion with respect to incidental or consequential damages may not apply.

This Warranty gives you, the customer, specific legal rights and you may have other rights which vary from state to state.

**AGAIN, THE WARRANTY REGISTRATION CARD MUST BE COMPLETELY FILLED OUT, SIGNED AND IN POSSESSION OF M.P.D.'S WARRANTY DEPARTMENT WITHIN THIRTY (30) DAYS AFTER INSTALLATION TO BE RECORDED AND RECOGNIZED. NO WARRANTY WILL BE AUTHORIZED UNLESS THIS IS COMPLETED.**

This Warranty is to the original purchaser only and is not transferable, and applies only to vehicles with power brakes, power steering and automatic transmission. Any products installed on vehicles without these features is strictly prohibited.

This Warranty extends only to those products that are installed or used in transportation vehicles. Any other use of any of the products manufactured by Mobility Products & Design, other than as prescribed, are not authorized by Mobility Products & Design, and Mobility Products & Design will make no warranty with respect to such non-conforming, unauthorized use or installation. Any changes to the product by any person or dealer, will also cause the Warranty to be null and void. Any person or dealer who uses or installs any product of Mobility Products & Design for a use other than stated above, does so at their own risk with the full knowledge and understanding that the Warranty is null and void. Any use other than in transportation vehicles for handicapped persons, unless agreed to and approved in writing by the company shall render the Warranty null and void.

This Warranty will not apply if the product is used or submitted in contests or testing programs. Your vehicle must conform to all Federal Motor Vehicle Safety Standards (FMVSS) for the Warranty to be valid.

